








RECYCLABLE MATERIALS PREPARATION GUIDE



ITEM	YES	NO	HOW
NEWSPAPERS 	<ul style="list-style-type: none"> • Newspaper • Dry 	<ul style="list-style-type: none"> •No glossy •No magazines 	<ul style="list-style-type: none"> •Stack neatly in brown paper bag •Bundle lightly with string
ALUMINUM 	<ul style="list-style-type: none"> • Aluminum food cans - rinsed • Foil pie plates and food trays - rinsed • Lined Cans OK 	<ul style="list-style-type: none"> •No coated foil wrappers •No dirty metal •No aerosol cans •No unrinsed food containers 	<ul style="list-style-type: none"> •Rinsed and clean •Remove paper labels •Remove ends •Flatten as much as possible
STEEL CANS/ TIN 	<ul style="list-style-type: none"> • Food container cans • Metal lids from glass bottles & jars 	<ul style="list-style-type: none"> •No aerosol cans •No hazardous products 	<ul style="list-style-type: none"> •Rinsed and clean •Remove labels •Remove ends when possible •Flatten
PLASTICS 	<ul style="list-style-type: none"> •Plastic bottles only •Plastic containers labeled 1 or 2 on bottom •Milk jugs rinsed •Detergent bottles rinsed •Small mouth containers with seam on bottom 	<ul style="list-style-type: none"> •No margarine, cool whip containers •No automotive oil containers •No medical items •No large mouth containers •No plastic bags •No unrinsed plastics •NO LIDS OR CAPS 	<ul style="list-style-type: none"> •Rinsed and clean •Remove lids and caps and discard •Crush if possible •Labels OK
GLASS 	<ul style="list-style-type: none"> •Food container glass only, clear, rinsed •Unbroken jars and bottles rinsed 	<ul style="list-style-type: none"> •No plate glass, light bulbs, mirrors or beverage glasses •No ceramics or cookware •No frosted, blue or black bottles •No Pyrex •REMOVE CAPS & LIDS 	<ul style="list-style-type: none"> •Rinsed and clean •Labels OK •Remove lids & caps-discard plastic •Metal lids recycle with tin